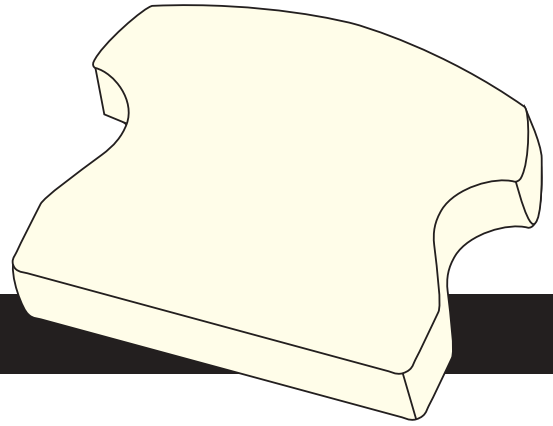




Custom Printed Notes



October 23, 2001 (supersedes August 15 edition)

Concept Template

Additional concept templates available at www.3M.com/templates

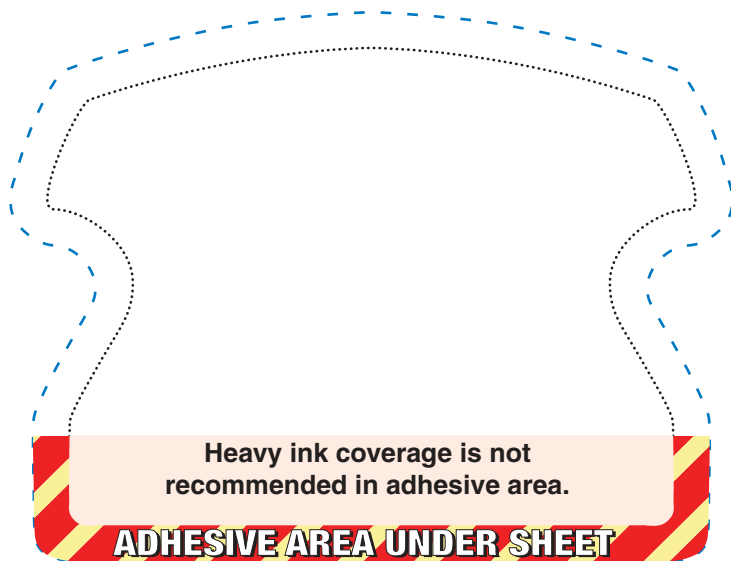
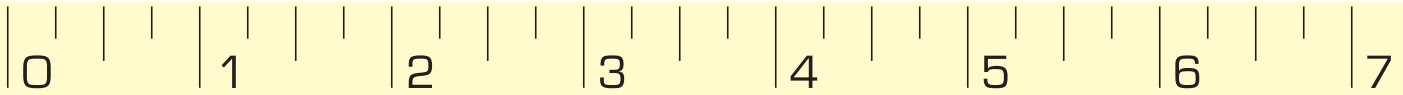
#11A Telephone Die-cut pad — no stock art

MUST PRINT BEFORE USING

“When printing this template, de-select “Fit to Page” to help ensure template prints out at actual size.

Concept templates are paper documents that are used by customers and sales professionals to create "cut & tape mock-ups" in anticipation of an order. For electronic art preparation, production templates are available at www.3M.com/templates.

ACTUAL SIZE RULER - *Please check before using*



SCALE = 100%

- Approximate imprint area: 3-3/8" x 2-1/2"
- Black dotted line indicates imprint area

File must be printed before use


“Post-it” is a registered trademark of 3M. © 3M 2001

3M Innovation



Custom Printed Notes

October 23, 2001 (supersedes August 15 edition)



Concept Template

Additional concept templates available at www.3M.com/templates

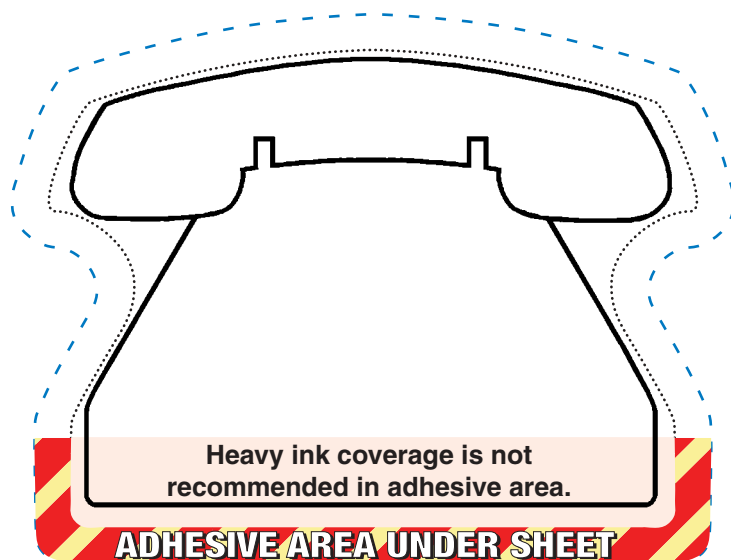
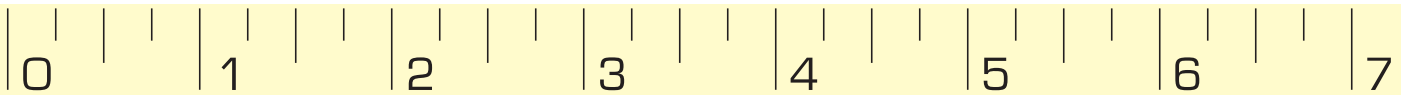
#11B Telephone Die-cut pad — with stock art

MUST PRINT BEFORE USING

“When printing this template, de-select “Fit to Page” to help ensure template prints out at actual size.

Concept templates are paper documents that are used by customers and sales professionals to create "cut & tape mock-ups" in anticipation of an order. For electronic art preparation, production templates are available at www.3M.com/templates.

ACTUAL SIZE RULER - *Please check before using*



SCALE = 100%

- Approximate imprint area: 3-3/8" x 2-1/2"
- Black dotted line indicates imprint area

Stock Art #11B

Stock art shown in black. Actual product will be printed in color(s) specified in the purchase order.

File must be printed before use

"Post-it" is a registered trademark of 3M. © 3M 2001

3M Innovation