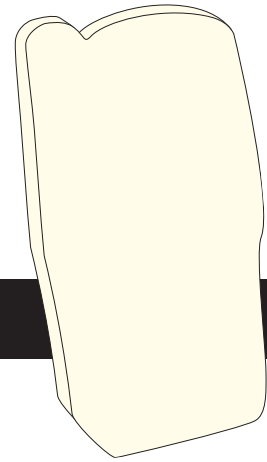




Custom Printed Die-Cut Notes



May 1, 2002

Concept Template

Additional concept templates available at www.3M.com/templates


#65A Cell Phone Die-Cut Pad — no stock art

MUST PRINT BEFORE USING

“When printing this template, de-select “Fit to Page” to help ensure template prints out at actual size.

Concept templates are paper documents that are used by customers and sales professionals to create "cut & tape mock-ups" in anticipation of an order. For electronic art preparation, production templates are available at www.3M.com/templates.

ACTUAL SIZE RULER - *Please check before using*



SCALE = 100%

- Approximate imprint area: 1-9/16" x 3-7/16"
- Black dotted line indicates imprint area

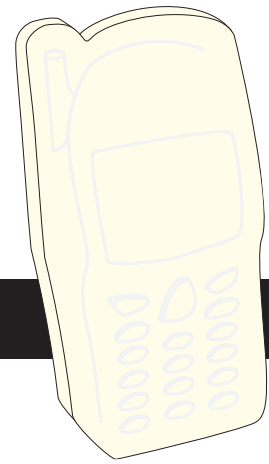
File must be printed before use

“Post-it” is a registered trademark of 3M. © 3M 2002

3M Innovation



Custom Printed Die-Cut Notes



May 1, 2002

Concept Template

Additional concept templates available at www.3M.com/templates


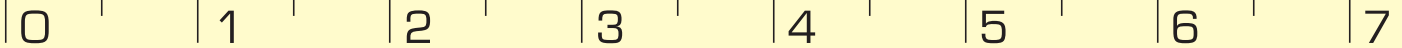
#65B Cell Phone Die-Cut Pad — with stock art

MUST PRINT BEFORE USING

“When printing this template, de-select “Fit to Page” to help ensure template prints out at actual size.

Concept templates are paper documents that are used by customers and sales professionals to create "cut & tape mock-ups" in anticipation of an order. For electronic art preparation, production templates are available at www.3M.com/templates.

ACTUAL SIZE RULER - Please check before using



SCALE = 100%

- Approximate imprint area: 1-9/16" x 3-7/16"
- Black dotted line indicates imprint area

Stock Art #65B

Stock art shown in black. Actual product will be printed in color(s) specified in the purchase order.

File must be printed before use

“Post-it” is a registered trademark of 3M. © 3M 2002

3M Innovation