




Custom Printed Products



November 23, 2009

Concept Template

Additional concept templates available at www.3M.com/templates


#TL450 Pop-Up Note Dispenser

MUST PRINT BEFORE USING

“When printing this template, de-select “Fit to Page” to help ensure template prints out at actual size.

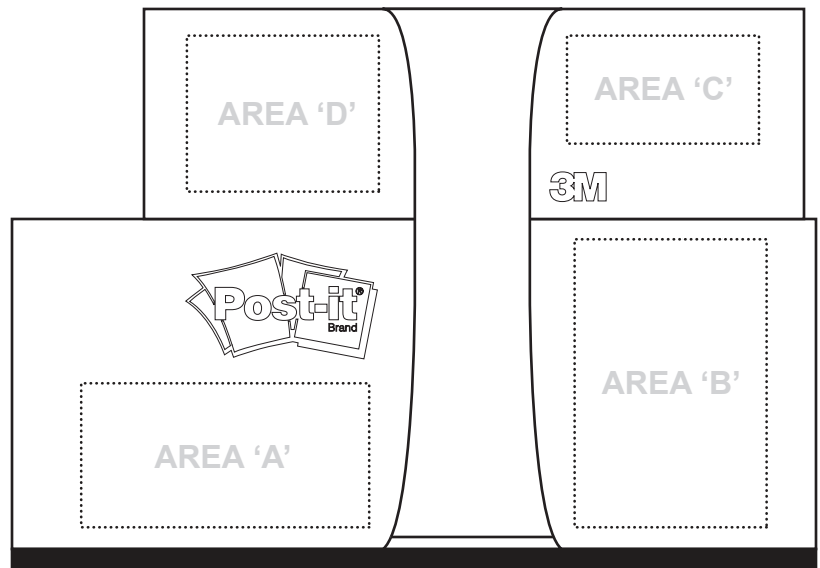
Concept templates are paper documents that are used by customers and sales professionals to create “cut & tape mock-ups” in anticipation of an order. For electronic art preparation, production templates are available at www.3M.com/templates.

ACTUAL SIZE RULER - *Please check before using*



SCALE = 100%

- Imprint Areas (denoted by dotted line)
 - A: 1.5" x 0.75"
 - B: 1" x 1.5"
 - C: 1" x 0.562"
 - D: 1" x 0.812"
- Keep text at or above 4 pt., and not too thin
- TM and ® — minimum of 3 pt.
- Line thickness — minimum of .3 pt.
- Center your logo, artwork or line of copy, both horizontally and vertically in the imprint area.



File must be printed before use

3M and Post-it are trademarks of 3M. © 3M 2009

