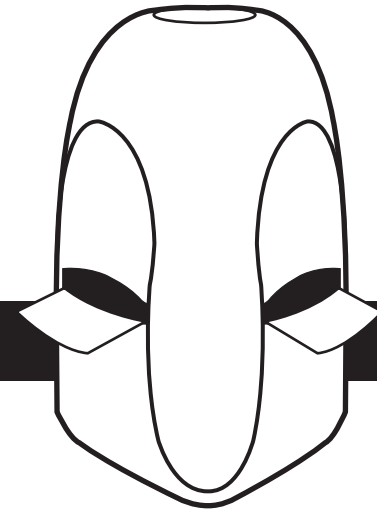




Custom Printed Products

November 6, 2006



Concept Template

Additional concept templates available at www.3M.com/templates

Custom Printed Flag Pod: TFFP Standard Imprint Areas

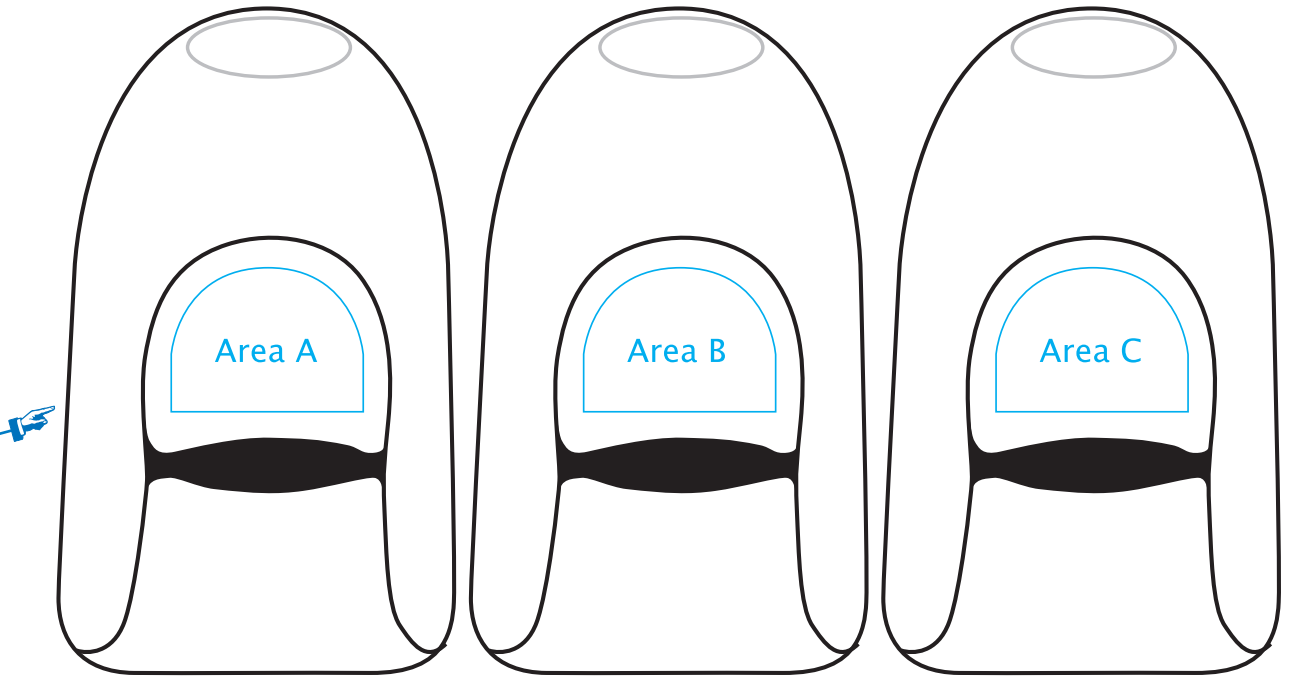
MUST PRINT BEFORE USING

“When printing this template, de-select “Fit to Page” to help ensure template prints out at actual size.

Concept templates are paper documents that are used by customers and sales professionals to create "cut & tape mock-ups" in anticipation of an order. For electronic art preparation, production templates are available at www.3M.com/templates.

SCALE = 100%

- Approximate imprint area:
Areas A,B,C = .75" x 1"




SIDE 1

SIDE 2

SIDE 3

ACTUAL SIZE RULER - Please check before using





Custom Printed Products

November 6, 2006

Concept Template

Additional concept templates available at www.3M.com/templates

Custom Printed Flag Pod: TFFP Additional Imprint Areas

MUST PRINT BEFORE USING

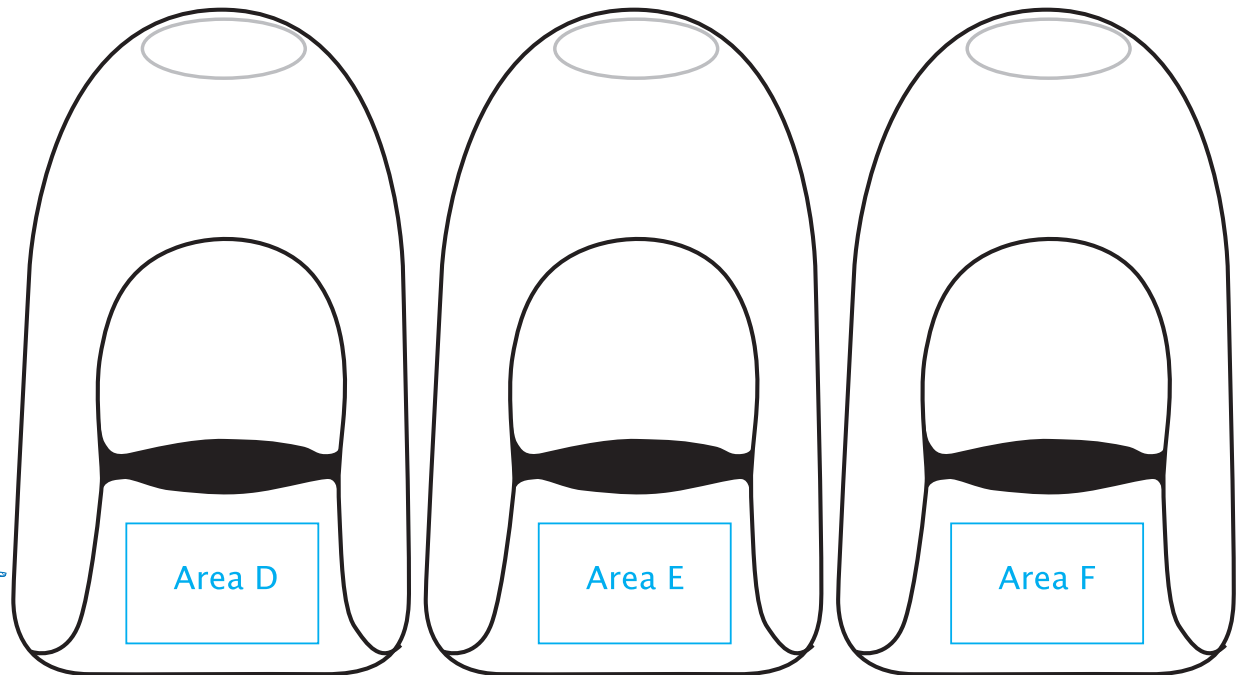
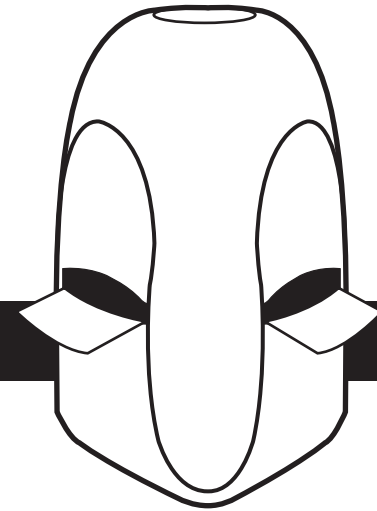

“When printing this template, de-select “Fit to Page” to help ensure template prints out at actual size.

Concept templates are paper documents that are used by customers and sales professionals to create "cut & tape mock-ups" in anticipation of an order. For electronic art preparation, production templates are available at www.3M.com/templates.

SCALE = 100%

- Approximate imprint area:
Areas D,E,F = .625" x 1"

ACTUAL SIZE RULER - Please check before using



SIDE 1

SIDE 2

SIDE 3

