



# Custom Printed Products

November 23, 2009

## Concept Template

Additional concept templates available at [www.3M.com/templates](http://www.3M.com/templates)

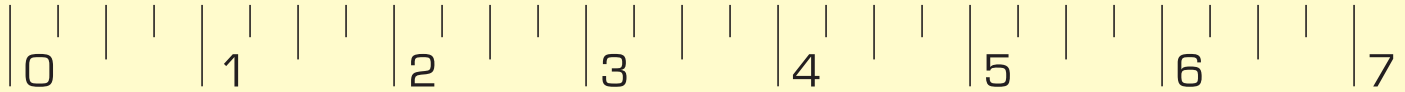
## #WIHFC Flag Highlighter – Yellow Barrel

### MUST PRINT BEFORE USING

**“When printing this template, de-select “Fit to Page” to help ensure template prints out at actual size.**


Concept templates are paper documents that are used by customers and sales professionals to create “cut & tape mock-ups” in anticipation of an order. For electronic art preparation, production templates are available at [www.3M.com/templates](http://www.3M.com/templates).

ACTUAL SIZE RULER - Please check before using

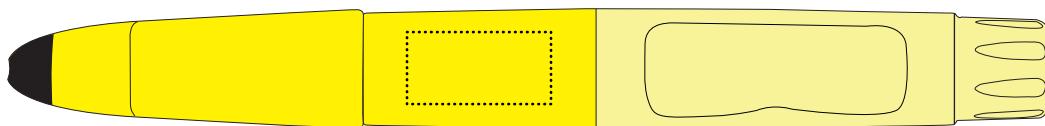


### SCALE = 100%


- Front Imprint Area 1.5" x 0.375" (denoted by black dotted lines)
- Back Imprint Area 0.75" x 0.375" (denoted by black dotted lines)
- Keep text at or above 4 pt., and not too thin.
- TM and ® — minimum of 3 pt.
- Line thickness — minimum of .3 pt.
- Center your logo, artwork or line of copy, both horizontally and vertically in the imprint area.
- No imprint on flags.



YELLOW BARREL HIGHLIGHTER — FRONT



YELLOW BARREL HIGHLIGHTER — BACK



FEATURES:  
Yellow Pigment  
Red Flags

### File must be printed before use

3M and Post-it are trademarks of 3M. © 3M 2009





# Custom Printed Products

November 23, 2009

## Concept Template

Additional concept templates available at [www.3M.com/templates](http://www.3M.com/templates)

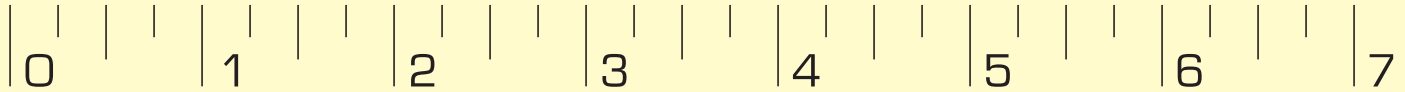
## #WIHFC Flag Highlighter – White Barrel

### MUST PRINT BEFORE USING

**“When printing this template, de-select “Fit to Page” to help ensure template prints out at actual size.**

Concept templates are paper documents that are used by customers and sales professionals to create “cut & tape mock-ups” in anticipation of an order. For electronic art preparation, production templates are available at [www.3M.com/templates](http://www.3M.com/templates).

ACTUAL SIZE RULER - Please check before using

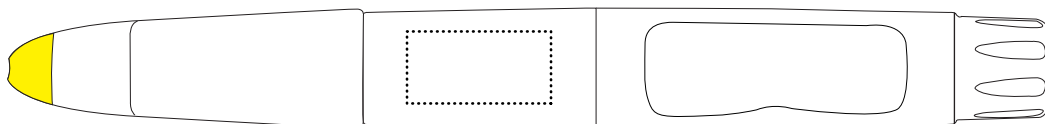


### SCALE = 100%


- Front Imprint Area 1.5" x 0.375" (denoted by black dotted lines)
- Back Imprint Area 0.75" x 0.375" (denoted by black dotted lines)
- Keep text at or above 4 pt., and not too thin.
- TM and ® — minimum of 3 pt.
- Line thickness — minimum of .3 pt.
- Center your logo, artwork or line of copy, both horizontally and vertically in the imprint area.
- No imprint on flags.



WHITE BARREL HIGHLIGHTER — FRONT



WHITE BARREL HIGHLIGHTER — BACK



FEATURES:  
Yellow Pigment  
Yellow Flags

**File must be printed before use**

3M and Post-it are trademarks of 3M. © 3M 2009





# Custom Printed Products

November 23, 2009

## Concept Template

Additional concept templates available at [www.3M.com/templates](http://www.3M.com/templates)

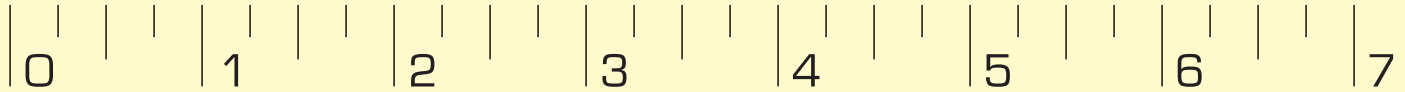
## #WIHFC Flag Highlighter – Pink Barrel

### MUST PRINT BEFORE USING

**“When printing this template, de-select “Fit to Page” to help ensure template prints out at actual size.**

Concept templates are paper documents that are used by customers and sales professionals to create “cut & tape mock-ups” in anticipation of an order. For electronic art preparation, production templates are available at [www.3M.com/templates](http://www.3M.com/templates).

ACTUAL SIZE RULER - Please check before using




### SCALE = 100%

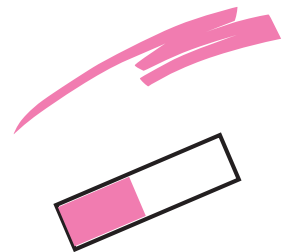
- Front Imprint Area 1.5" x 0.375" (denoted by black dotted lines)
- Back Imprint Area 0.75" x 0.375" (denoted by black dotted lines)
- Keep text at or above 4 pt., and not too thin.
- TM and ® — minimum of 3 pt.
- Line thickness — minimum of .3 pt.
- Center your logo, artwork or line of copy, both horizontally and vertically in the imprint area.
- No imprint on flags.



PINK BARREL HIGHLIGHTER — FRONT



PINK BARREL HIGHLIGHTER — BACK



FEATURES:  
Pink Pigment  
Pink Flags

**File must be printed before use**

3M and Post-it are trademarks of 3M. © 3M 2009

