



# Custom Printed Products

November 23, 2009

## Concept Template

Additional concept templates available at [www.3M.com/templates](http://www.3M.com/templates)


## #WIHFCCR Flag Highlighter – Yellow Barrel

### MUST PRINT BEFORE USING

**“When printing this template, de-select “Fit to Page” to help ensure template prints out at actual size.**

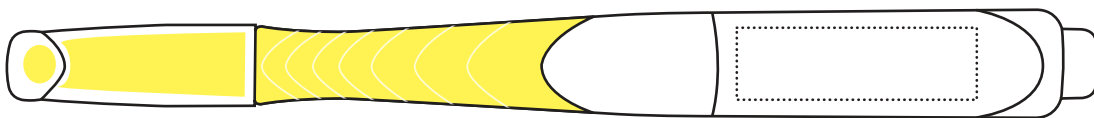
Concept templates are paper documents that are used by customers and sales professionals to create “cut & tape mock-ups” in anticipation of an order. For electronic art preparation, production templates are available at [www.3M.com/templates](http://www.3M.com/templates).

ACTUAL SIZE RULER - *Please check before using*




### SCALE = 100%

- Imprint Area 1.25" x 0.375" (denoted by black dotted line)
- Keep text at or above 4 pt., and not too thin
- TM and ® – minimum of 3 pt.
- Line thickness – minimum of .3 pt.
- Center your logo, artwork or line of copy, both horizontally and vertically in the imprint area.
- No imprint on flags.



YELLOW BARREL HIGHLIGHTER



FEATURES:  
Yellow Pigment  
Yellow Flags

**File must be printed before use**

3M and Post-it are trademarks of 3M. © 3M 2009





# Custom Printed Products

November 23, 2009

## Concept Template

Additional concept templates available at [www.3M.com/templates](http://www.3M.com/templates)


## #WIHFCCR Flag Highlighter – Blue Barrel

### MUST PRINT BEFORE USING

**“When printing this template, de-select “Fit to Page” to help ensure template prints out at actual size.**

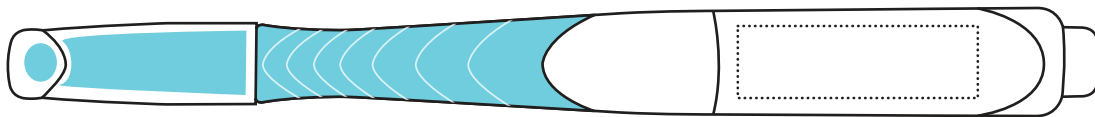
Concept templates are paper documents that are used by customers and sales professionals to create “cut & tape mock-ups” in anticipation of an order. For electronic art preparation, production templates are available at [www.3M.com/templates](http://www.3M.com/templates).

ACTUAL SIZE RULER - *Please check before using*

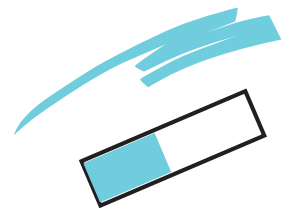


### SCALE = 100%

- Imprint Area 1.25" x 0.375" (denoted by black dotted line)
- Keep text at or above 4 pt., and not too thin
- TM and ® – minimum of 3 pt.
- Line thickness — minimum of .3 pt.
- Center your logo, artwork or line of copy, both horizontally and vertically in the imprint area.
- No imprint on flags.



BLUE BARREL HIGHLIGHTER



FEATURES:  
Blue Pigment  
Blue Flags

**File must be printed before use**

3M and Post-it are trademarks of 3M. © 3M 2009





# Custom Printed Products

November 23, 2009

## Concept Template

Additional concept templates available at [www.3M.com/templates](http://www.3M.com/templates)


## #WIHFCCR Flag Highlighter – Green Barrel

### MUST PRINT BEFORE USING

**“When printing this template, de-select “Fit to Page” to help ensure template prints out at actual size.**

Concept templates are paper documents that are used by customers and sales professionals to create “cut & tape mock-ups” in anticipation of an order. For electronic art preparation, production templates are available at [www.3M.com/templates](http://www.3M.com/templates).

ACTUAL SIZE RULER - *Please check before using*




### SCALE = 100%

- Imprint Area 1.25" x 0.375" (denoted by black dotted line)
- Keep text at or above 4 pt., and not too thin
- TM and ® – minimum of 3 pt.
- Line thickness – minimum of .3 pt.
- Center your logo, artwork or line of copy, both horizontally and vertically in the imprint area.
- No imprint on flags.



GREEN BAREL HIGHLIGHTER



FEATURES:  
Green Pigment  
Green Flags

**File must be printed before use**

3M and Post-it are trademarks of 3M. © 3M 2009





# Custom Printed Products

November 23, 2009

## Concept Template

Additional concept templates available at [www.3M.com/templates](http://www.3M.com/templates)


### #WIHFCCR Flag Highlighter – Orange Barrel

#### MUST PRINT BEFORE USING

**“When printing this template, de-select “Fit to Page” to help ensure template prints out at actual size.**

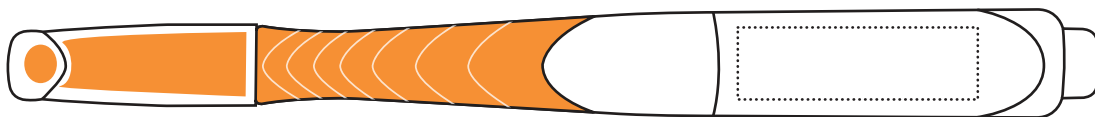
Concept templates are paper documents that are used by customers and sales professionals to create “cut & tape mock-ups” in anticipation of an order. For electronic art preparation, production templates are available at [www.3M.com/templates](http://www.3M.com/templates).

ACTUAL SIZE RULER - Please check before using



#### SCALE = 100%

- Imprint Area 1.25" x 0.375" (denoted by black dotted line)
- Keep text at or above 4 pt., and not too thin
- TM and ® – minimum of 3 pt.
- Line thickness — minimum of .3 pt.
- Center your logo, artwork or line of copy, both horizontally and vertically in the imprint area.
- No imprint on flags.



ORANGE BARREL HIGHLIGHTER



FEATURES:  
Orange Pigment  
Orange Flags

**File must be printed before use**

3M and Post-it are trademarks of 3M. © 3M 2009

